




# Rio

DR.161



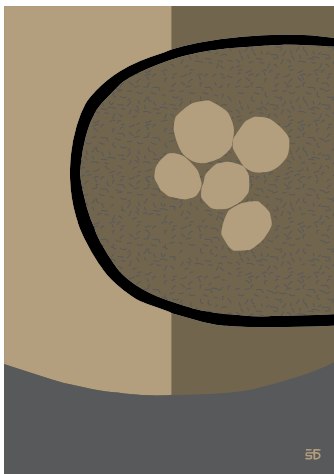
- 1 W459 DOVE GREY
- 2 W457 PEWTER
- 3 W512 TOMATO
- 4 W412 TANGERINE
- 5 W512 TOMATO  
W412 TANGERINE

DR.161/MASTER




- 1 W655 MIRROR
- 2 W454 CINDER
- 3 W518 MADEIRA
- 4 W506 AUBERGINE
- 5 W518 MADEIRA  
W506 AUBERGINE

DR.161/1



- 1 W511 SAND
- 2 W502 BLACK
- 3 W454 CINDER
- 4 W451 PEAT
- 5 W454 CINDER  
W451 PEAT

DR.161/2



- 1 W655 MIRROR
- 2 W502 BLACK
- 3 W625 SAPPHIRE
- 4 W495 TRUE BLUE
- 5 W625 SAPPHIRE  
W495 TRUE BLUE

DR.161/3

**“Rio”** Hand tufted in 100% New Zealand pure wool with cotton backing, single ply yarn, cut pile tufted and tweeded, with hand carving to enhance design and color definition. Spectrum of yarn colors available for custom colorization. Standard size: 5'7" x 7'11"/170 x 240cm, custom sizes available.

Above illustrations are only color representations, verify color against wool yarn samples. Color and size may vary due to the nature of hand-made goods. Slight variation is considered common and acceptable. Available only 5.0 lbs./sq.yard. Specifications are subject to change without notice.