



 Highway



DESIGN: **DS STUDIO**

Highway

DR.239




1. W773 FOSSIL
2. W779 GREY STOKE
3. W457 PEWTER
4. W778 GRANITE
5. W777 MARBLE
6. W619 SURF

DR.239/MASTER




1. W649 NUTSHELL
2. W720 FOLIANCE
3. W717 MACINTOSH
4. W711 NITRON
5. W710 LEMONCELLO
6. W703 GOBI

DR.239/1



1. W773 FOSSIL
2. W749 MAROONED
3. W510 DRIFTWOOD
4. W654 CAPPUCCINO
5. W652 OATMEAL
6. W602 SAFFRON

DR.239/2



1. W453 SABLE
2. W484 AZUL
3. W613 MASH
4. W731 LAGOON
5. W463 MINT JULIP
6. W532 QUINCE

DR.239/3

“Highway” Hand tufted in 100% New Zealand pure wool with cotton backing. Single ply yarn cut and loop pile tufted with carving to enhance design, texture and color definition. Spectrum of yarn colors available for custom colorization. Standard size: 5'7" x 7'11"/170 x 240cm, custom sizes available.

Illustrations are only color representations, verify color against wool yarn samples. Color and size may vary due to the nature of hand-made goods. Slight variation is considered common and acceptable. Available only in 5.0 lbs. tufting weight per square yard. Specifications subject to change without notice.