


 Flatlands



DESIGN: **DS STUDIO**


# Flatlands

DR.252




1. W454 CINDER
2. W711 CITRON

DR.252/MASTER




1. W773 FOSSIL
2. W486 PEACOCK

DR.252/1



1. W772 MESQUITE
2. W652 OATMEAL

DR.252/2



1. W763 LACQUER
2. W414 SADDLE

DR.252/3

**“Flatlands”** Hand tufted in 100% New Zealand pure wool with cotton backing. Single ply yarn cut and loop pile tufted to enhance design, texture and color definition. Spectrum of yarn colors available for custom colorization. Standard size: 5'7" x 7'11"/170 x 240cm, custom sizes available.

Illustrations are only color representations, verify color against wool yarn samples. Color and size may vary due to the nature of hand-made goods. Slight variation is considered common and acceptable. Available only in 5.0 lbs. tufting weight per square yard. Specifications subject to change without notice.